



Fixture

1. High-pressure die cast aluminum housing with powder-coated finish for corrosion resistance
2. Zinc-coated and tempered glass wire guard
3. Heat-resistant and gas tight silicone rubber seal ensures high IP rating

Lamp and Ballast

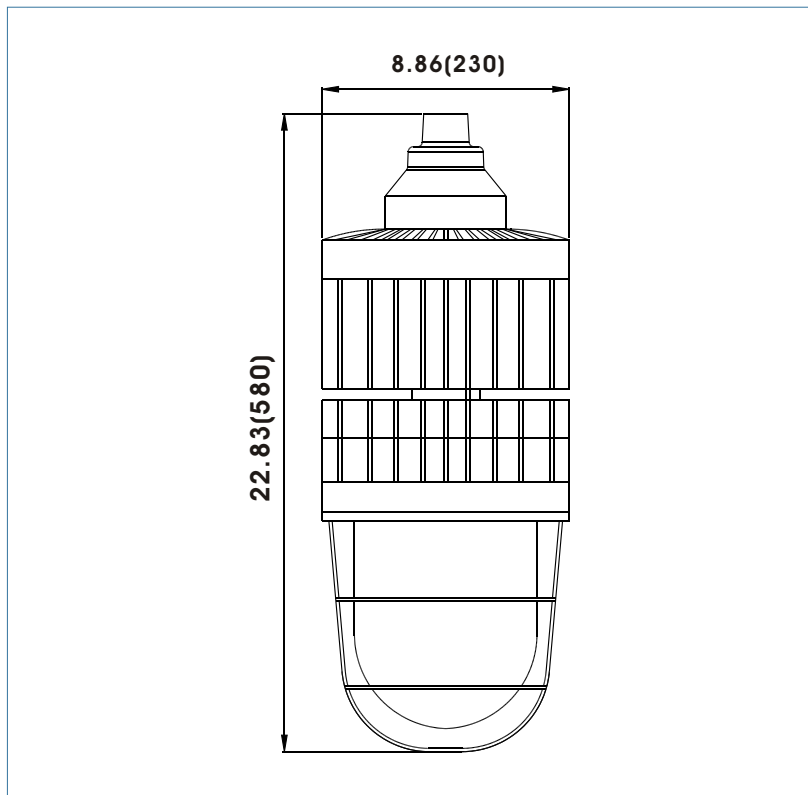
1. 60-100W ball type induction lamp with high lumen efficiency, high lumen maintenance, long lifespan, and excellent CRI
2. 60-100W electronic ballast with die cast aluminum case features high power factor (>0.96), low energy loss, and long lifespan

Applications

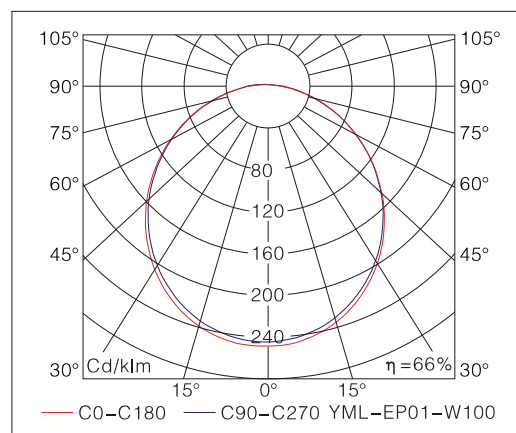
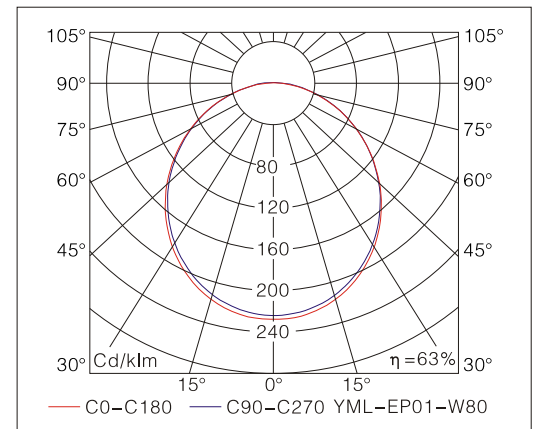
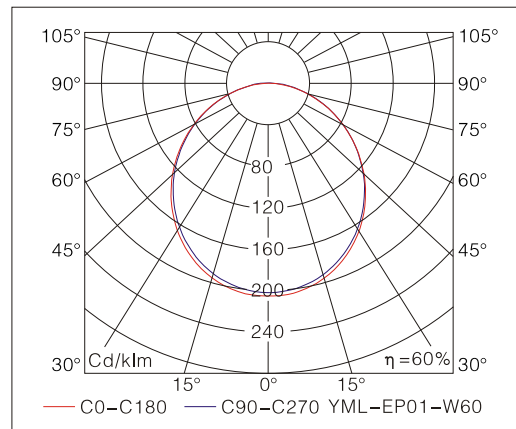
Petrochemical Workshops, Mines, Power Plants, etc.

Warning: Disable all power to the luminaire before conducting any maintenance or upgrade activity. Failure to do so will create a hazardous and fatal working environment.

Dimension Unit:Inch(mm)



Distribution Curve Flux



Specifications

Model	Lamp	Wattage (W)	Ballast Loss (W)	Voltage (V)	CCT (K)	Ambient Temperature	Installation	Replace HPS Lamp (W)
YML-EP01-W60	WJY60L850	60	<6	AC:120-277V AC:208-347V	5000	-25 -40°C -13 -104°F	Hanging Pole	100
YML-EP01-W80	WJY80L850	80	<8					150
YML-EP01-W100	WJY100L850	100	<10					250

Note: The products with CCT 2700-6500K are available upon request